




2555 Baird Road, Penfield, New York 14526 • cytec-ate.com • sales@cytec-ate.com • (585)381-4740

# RJ45 to SMA Patch Panel

This adapter module allows you to take an RJ45 connection out to the individual wires for testing. The board uses a CAT6A RJ45 connector and Female SMA coax connectors to ensure maximum performance and can be used up to 10G BaseT Ethernet and CAT6A test applications.



Performance: See page 2 for 10G BaseT Ethernet test data. Call or e-mail for specific test data.

The module brings out the wires per EIA/TIA 568 Pairs of 1-2, 3-6, 4-5 and 7-8. Allows easy connections to scopes, network analyzers, or test specific switching applications. Buy them as stand alone bench top adapters or we can mount them into rack mount panels with custom labeling.

**Price: \$150.00 per adapter board. Contact Cytec for pricing if you need mounted in an aluminum enclosure or 19 rack mount panel.**



Rack mount patch panel with two adapters and standard labeling.

Test data on page two is for two adapter modules connected with 1 foot of RG316 Coax cable and two 1 meter CAT6 shielded cables. Shielded CAT5, CAT6 or CAT6A cables should be used to ensure ground continuity.


• Contact Cytec at 1-585-381-4740 or sales@cytec-ate.com

## Bare Boards

The modules can be purchased as bare boards.

P/N 99-69-10

Price = \$150.00 each.

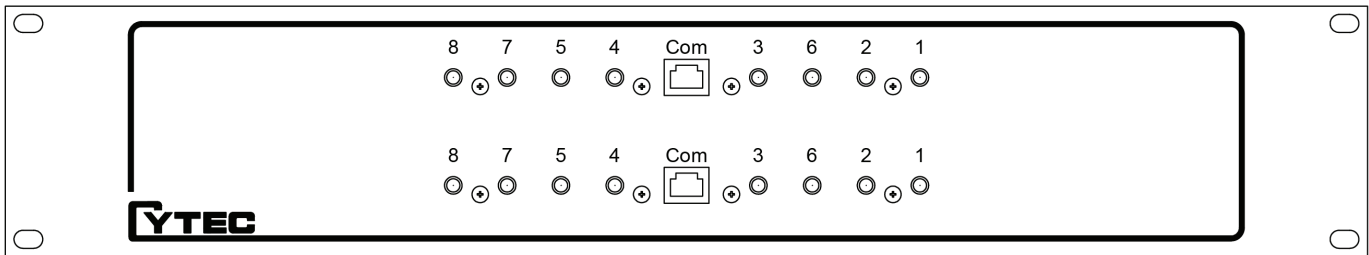


## Rack Mount

The modules can be purchased mounted in a 19" standard 2 RU ( 3.5" ) rack mount panel. Minimum of two in a panel. Other panel mounted configurations can be custom built.

Standard panel with 2 adaptors = P/N 7720-00-21 (See attached drawing)

Price = \$550.00 per panel with 2 adaptors.



## Bench Top

The modules can be purchased mounted in a 9.5"x5.25"x2.5" aluminum bench top enclosure with two adaptor modules installed.

P/N 36-10-00 (see attached drawing)

Price = \$700.00 each.



Don't see what you need?

Just ask!

1-585-381-4740

sales@cytec-ate.com



**Cable ID: RJ45 TO SMA 10G**

Date / Time: 08/05/2014 04:18:25 PM

Headroom 0.6 dB (NEXT 36-45)

Test Limit: 10GBASE-T

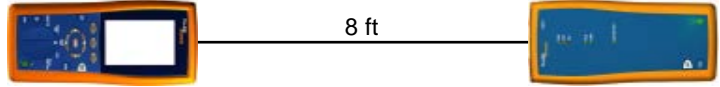
Cable Type: Cat 6A UTP

Operator: KRIS ARGUS  
Software Version: 2.7400  
Limits Version: 1.9300  
NVP: 68.2%

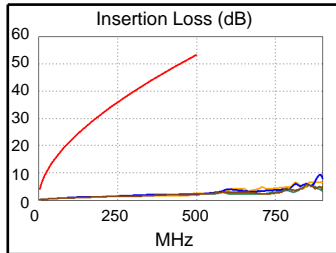
**Test Summary: PASS**

Model: DTX-1800  
Main S/N: 9018013  
Remote S/N: 9018014  
Main Adapter: DTX-CHA001  
Remote Adapter: DTX-CHA001

Wire Map	1	2	3	4	5	6	7	8	s
<b>PASS</b>									
(T568A)	1	2	3	4	5	6	7	8	s

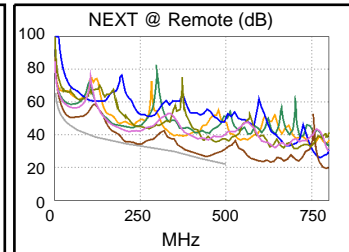
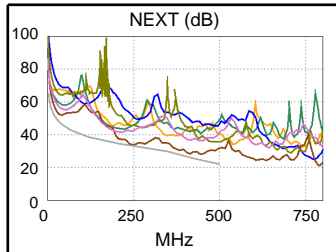


Length (ft)	[Pair 12]	8
Prop. Delay (ns), Limit 555	[Pair 78]	13
Delay Skew (ns), Limit 50	[Pair 78]	1
Resistance (ohms)	[Pair 12]	1.8
Insertion Loss Margin (dB)	[Pair 36]	50.9
Frequency (MHz)	[Pair 36]	498.0
Limit (dB)	[Pair 36]	53.3

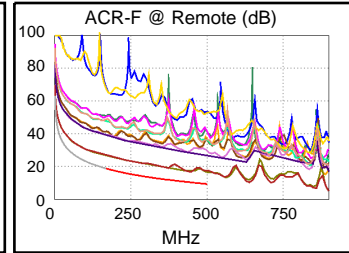
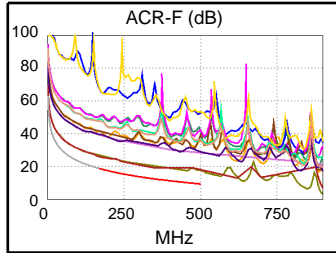


**Worst Case Margin Worst Case Value**

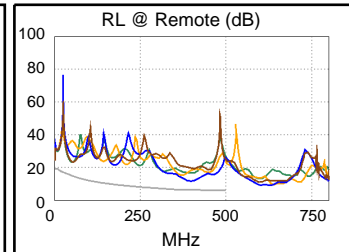
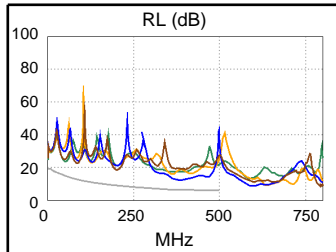
N/A	MAIN	SR	MAIN	SR
Worst Pair	36-45	36-45	36-45	36-45
<b>NEXT (dB)</b>	0.6	0.9	3.4	2.0
Freq. (MHz)	245.5	238.5	444.0	441.0
Limit (dB)	33.3	33.5	24.6	24.7
Worst Pair	45	45	45	45
<b>PS NEXT (dB)</b>	2.7	2.7	4.6	3.5
Freq. (MHz)	243.5	414.0	444.0	441.0
Limit (dB)	30.4	23.9	22.6	22.7



PASS	MAIN	SR	MAIN	SR
Worst Pair	36-45	36-45	36-45	36-45
<b>ACR-F (dB)</b>	5.7	5.7	5.9	7.2
Freq. (MHz)	359.0	361.0	442.0	499.0
Limit (dB)	12.2	12.1	10.3	9.3
Worst Pair	45	36	36	36
<b>PS ACR-F (dB)</b>	8.7	8.4	9.7	8.5
Freq. (MHz)	359.0	359.0	496.0	442.0
Limit (dB)	9.2	9.2	6.3	7.3

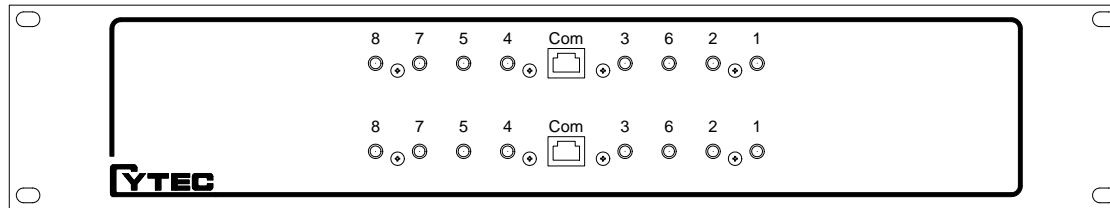


N/A	MAIN	SR	MAIN	SR
Worst Pair	12	78	45	45
<b>RL (dB)</b>	5.6	5.2	5.9	5.4
Freq. (MHz)	1.0	1.0	380.0	400.0
Limit (dB)	19.0	19.0	6.2	6.0



Compliant Network Standards:  
 10BASE-T      100BASE-TX      100BASE-T4  
 1000BASE-T    10GBASE-T      ATM-25  
 ATM-51        ATM-155        100VG-AnyLan  
 TR-4           TR-16 Active    TR-16 Passive

Special




<b>YTEC CORP.</b>		TOL. +/- .010" U.O.S.	
DATE:	2/15/16	CAD FILE:	7720-00-21.dcd
SIZE:	D	TITLE:	RJ45 to SMA Adaptor 19" Rack Mount Panel
COMMENTS:			DRAWING NUMBER:
			7720-00-21

DEEP ETCH & CLEAR ANODIZE